



MOBILE ORDERING GUIDE

STEP ONE:

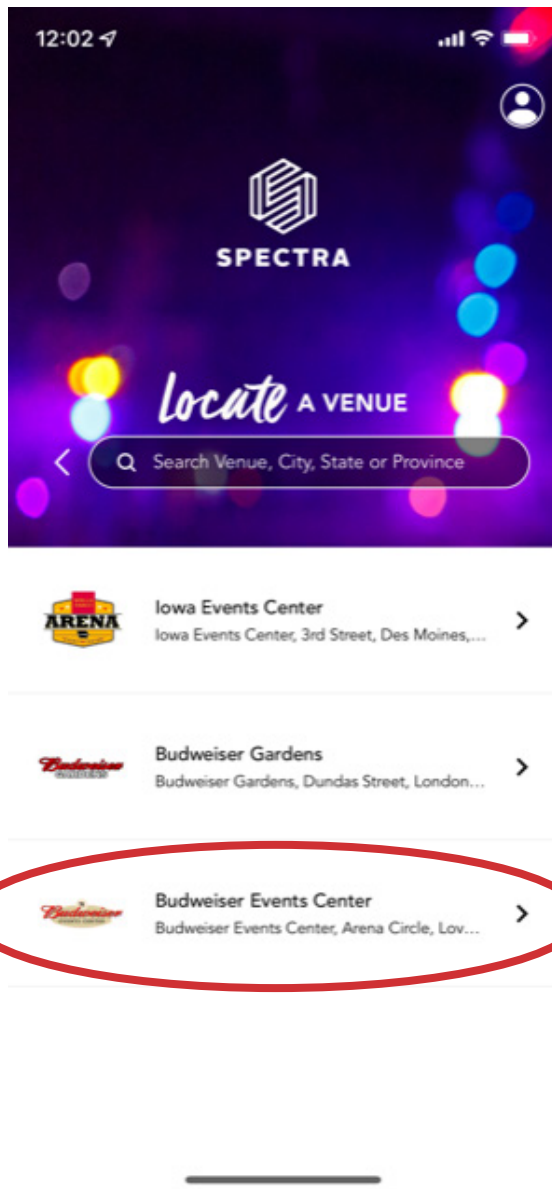
DOWNLOAD THE APP FROM THE APPLE APP STORE OR GOOGLE PLAY. SCAN THE QR CODE TO DOWNLOAD.



APPLE APP STORE

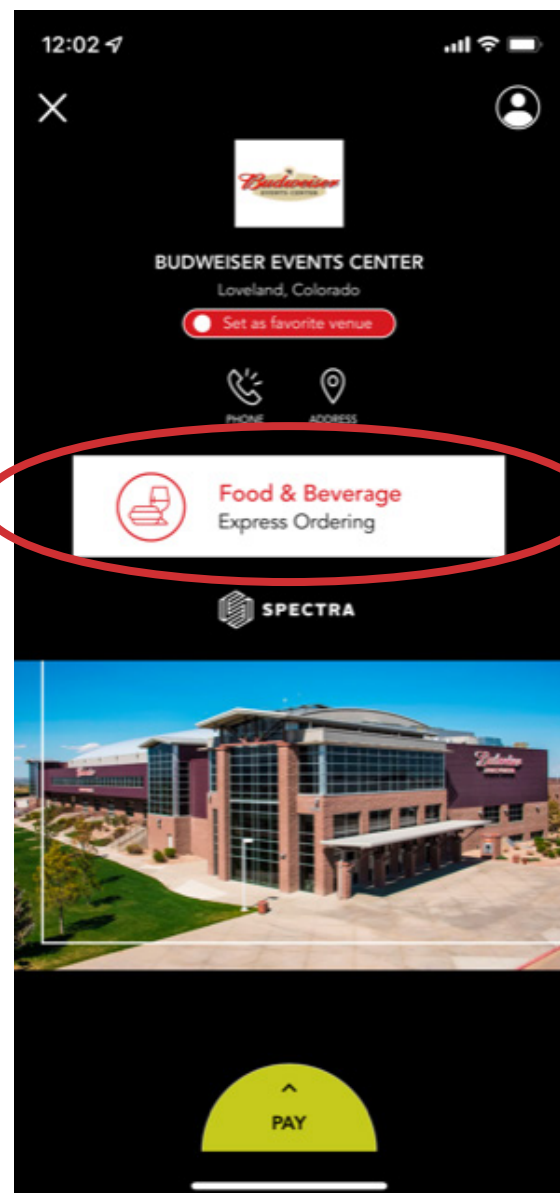


GOOGLE PLAY




STEP TWO:

OPEN APP. UNDER 'LOCATE A VENUE', **SELECT BUDWEISER EVENTS CENTER.**



STEP THREE:

CLICK 'FOOD & BEVERAGE EXPRESS ORDERING'. YOU CAN ALSO CLICK 'SET AS FAVORITE VENUE' FOR EASIER ACCESS FOR FUTURE ORDERS.



STEP FOUR:

CREATE AN ACCOUNT. YOU CAN CREATE A NEW ACCOUNT BY SIGNING UP WITH YOUR EMAIL, THROUGH FACEBOOK, OR APPLE. SELECT THE METHOD YOU PREFER.

A screenshot of a web sign-in form. At the top is the Spectra logo on a black background. Below the logo are two input fields: 'Email Address' and 'Password'. Below the password field is a link: 'Forgot Password >'.

**IF YOU CHOOSE TO CREATE A NEW ACCOUNT BY SIGNING UP WITH YOUR EMAIL ADDRESS, IT WILL TAKE YOU TO THE SIGN IN PAGE. CLICK 'CREATE ACCOUNT' AT THE BOTTOM OF THE SCREEN.*

A close-up of the bottom of the sign-in form. It shows a red 'Sign In' button and a grey 'Create an Account' button. Two red arrows point from the bottom towards the 'Create an Account' button.



ORDER FROM YOUR SEAT

For exclusive In-Seat Ordering, tell us your seat location on the (section/level name). Because we'll bring your order right to you. So relax and get comfy in that seat of yours.

If your order includes an alcoholic beverage, you will need to show ID on delivery.

Section

Section R, Row 4, 2

Done

	Row 1	
	Row 2	
Section Q	Row 3	1
Section R	Row 4	2
Section S	Row 5	3
	Row 6	4
	Row 7	7

STEP FIVE:

SELECT YOUR SEATS FROM THE MENU.

12:06



CHOOSE PICK UP STAND & PLACE YOUR ORDER

START A NEW ORDER



Hot Dog West

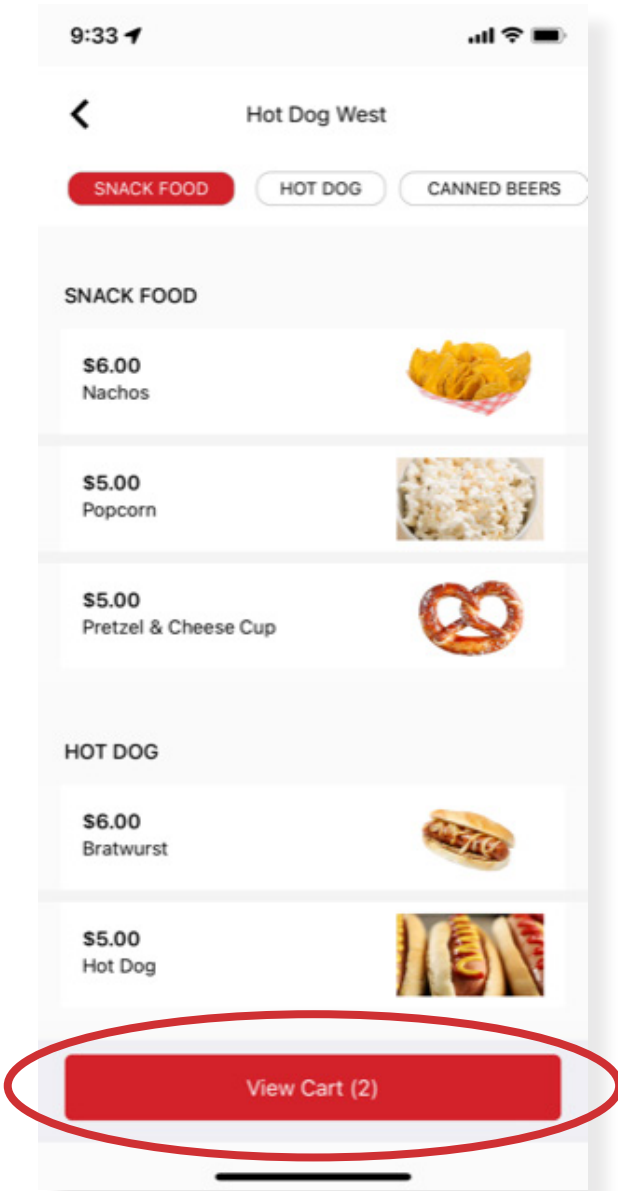


Raindance Tap

My Orders

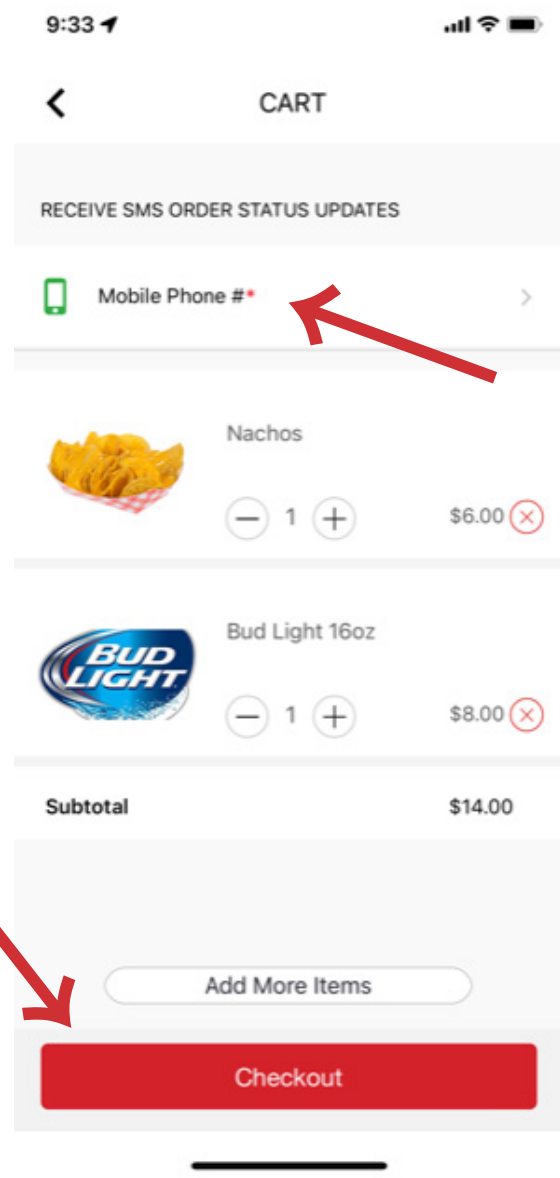
STEP SIX:

SELECT WHERE YOU'D LIKE TO ORDER FROM. YOU CAN ORDER FROM HOT DOG WEST OR RAINDANCE TAP. YOU CAN ONLY ORDER FROM ONE LOCATION. IF YOU WANT TO ORDER SOMETHING FROM BOTH LOCATIONS, YOU WILL HAVE TO DO TWO SEPARATE ORDERS.



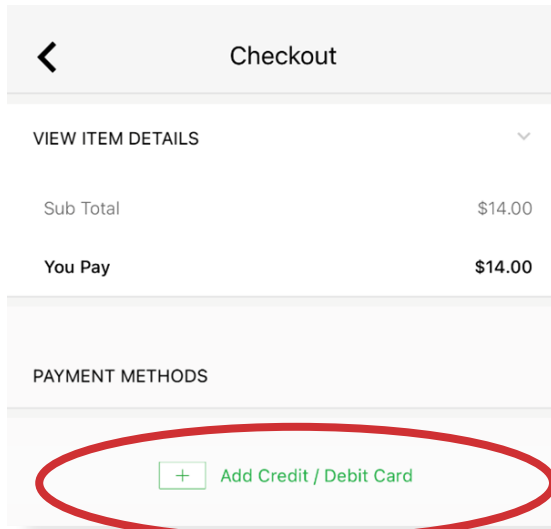
STEP SEVEN:

ONCE YOU'VE SELECTED YOUR ITEMS, CLICK '**VIEW CART**' AT THE BOTTOM OF THE PAGE.



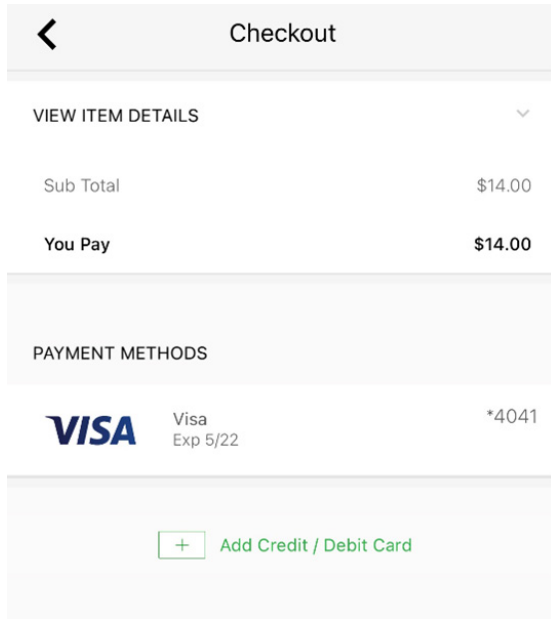
STEP EIGHT:

INPUT YOUR MOBILE PHONE NUMBER, THEN CLICK '**CHECKOUT**' AT THE BOTTOM OF THE PAGE.



STEP NINE:

CLICK '**ADD CREDIT / DEBIT CARD**'. INPUT CREDIT CARD INFORMATION AND **CLICK SAVE**.



STEP TEN:

SELECT YOUR PAYMENT METHOD.



Thank You For Your Purchase

Order # 272933296

Confirmation number # 2

Total Paid \$14.00

(1) Nachos \$6.00

(1) Bud Light 16oz \$8.00

Sub Total \$14.00

Total \$14.00

VISA Visa *4041 -\$14.00

STEP ELEVEN:

YOUR ORDER HAS BEEN PROCESSED AND THE ITEMS WILL BE DELIVERED TO YOUR SEATS!